



# WIPEOUT

## TROLLEYS



To place an order, request a sample,  
request a quote or arrange a demo, please

contact us:

**Wipeout Ltd**

Unit 45, Cookstown Ind Est

Tallaght, Dublin 24. D24 DT02

Ph 01 451 6666 Fax 01 451 7780

Email: [sales@wipeout.ie](mailto:sales@wipeout.ie)



START WITH THE INDUSTRY'S MOST ADVANCED, STATE-OF-THE-ART WORKSTATION AND BUILD A COMPREHENSIVE CLEANING SYSTEM UNIQUE TO THE STRINGENT SANITATION NEEDS OF HEALTHCARE FACILITIES.



### QUIET OPERATION (HACCP-FRIENDLY)

Precisely engineered, durable co-polymer components are 30% quieter than metal carts. Creates positive impression to patients, which can impact HACCP scores.

### SECURITY SIMPLIFIED

360° locking locations at eight different points secure chemicals and supplies for patient safety, equipment loss or misuse of supplies. One key fits all.

### LIGHT-WEIGHT CO-POLYMER CONSTRUCTION

Less effort needed to maneuver workstation means less strain on users; more productivity and safer operation.

### ERGONOMIC ENGINEERING

Effortless swivel maneuverability, easy-touch steering, light-weight, improved visibility for operator comfort.

## EQUODOSE®



Equodose Mobile Microfiber Charging System (single mop charging) Pocket or Velcro Mops

## TOP-DOWN®



Pre-charged Top-Down Microfiber Charging System (multi-mop charging) Pocket or Velcro Mops

## DOUBLE BUCKET



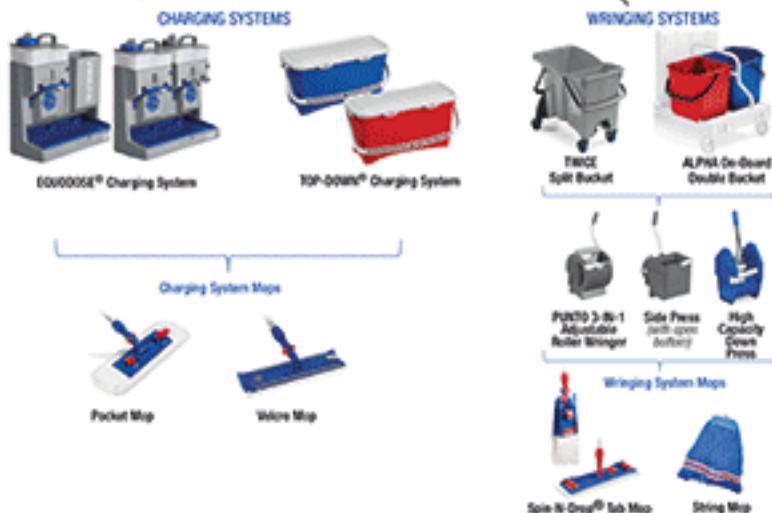
Double Bucket Wringing System



Alpha Trolleys are a range of tailor made multipurpose trolleys developed to satisfy any cleaning needs thanks to the countless configurations available. This allows you to customise YOUR trolley to suit your needs, your space and your business whether that is hospitality, healthcare, retail or any other business.

Available with a complete range of components and accessories to create your ideal trolley from the most simple to the most equipped trolley. Security lock systems for dome/trash covers and side doors.

Over the next few pages we have some ready to go trolleys but you can add to them or customise them to suit and if you require any assistance or further information please contact our experienced staff who will be delighted to help you build a trolley.



### FEATURES



**Dome Cover with Polymer Security Lock**

Secure storage for cleaning chemicals, trash, and waste.



**Cabinets with Polymer Security Lock**

Streamlined design, smooth finish eliminates crevices where contaminants can collect.



**Polymeric Swivel Wheels**

Four inch wheels are virtually silent, 360° precise handling, secure locking.



**Pull-out Drawers with Polymer Security Lock**

Reduce kneeling and bending. Drawer modules can be configured to meet unique needs.



**Covers Operated with Hydraulic Pistons**

Silent opening and closing of all dome covers.



**Modular Design = Countless Configurations**

Create a workstation to meet unique needs with interchangeable and versatile modules.

**ALPHA HEALTHCARE METAL FREE**



This Metal Free Trolley is specially designed for the cleaning in magnetic resonance areas and in all environments where it is not allowed to enter with any ferromagnetic material or with equipment made of magnetizable material. Wipeout proposes the first completely 100% Metal Free cleaning trolley including wheels, supports and small components such as screws and plugs. It has been designed to enter freely into magnetic resonance areas. It is the ideal solution for all the areas where it is not allowed to use any magnetizable equipment, such as in research laboratories, MRI rooms and industries.

- Code: MX13336700U001**  
 The Metal Free is composed of  
 4 x 4ltr buckets (Coloured Handles)  
 2 x Top-Down 20ltr buckets & handle&hermetic lid  
 2 x 6 pcs T-shaped closing plugs for vertical frames  
 1 x Kit 2 Move handle holders ø23 and ø26 mm  
 3 x stickers for buckets  
 1 x Short plastic base with rubber wheels  
 2 x Side plastic basket 54cm x27cm x12cm  
 1 x 22ltr plastic sliding drawer without lock  
 1 x Bag supporting plastic plate fitting for base  
 1 x Plastic lift for buckets, with holes for bottles  
 2 x vertical frames, 1 side with slides + 1 side for T-plugs, complete with plastic screws and plugs  
 1 x Plastic insert 1x40ltr +1x80ltr for bag holder 120ltr  
 1 x 22l sliding drawer with lock to support 4l buckets  
 1 x Closing profile for central basket/bag holder  
 1 Fixed side wall with fixing inserts  
 1 Lockable side plastic door with fixing inserts  
 1 Central plastic frame/coloured cover with locking key & 2 shock absorbents pistons  
 1 Bag holder 120l(2 handle holders and 2 hooks),

**ALPHA HEALTHCARE LARGE**



This Large and versatile Trolley can be used in many sectors and for many purposes. As with all our Alpha range this trolley can be a customised and several combinations of shelves and drawers are available, drawers 10L, 22L, 40L, equipped with slide out limiter, with or without locks, hooks, baskets with dividers, carry baskets, handle holders and many other accessories. We suggest you to check out our accessories page and contact one of our very knowledgeable staff to build on this trolley to suit your needs. This Trolley comes with a Top-Down® bucket, ideal to "pre-soak" the mops beforehand and carry them to cleaning destination.

- Code: MA1606701U**  
 The Large Healthcare is composed of  
 1 x long base with wheels 125 mm,  
 2 x Asymmetric vertical frames,  
 1 x 150-litre bagholder,  
 2 x handle supports, hook,  
 1 x divider,  
 1 x central frame with cover with locking key and 2 shock absorbing pistons,  
 1 x lift for buckets,  
 4x 4 ltrs buckets,  
 1 x set of stickers,  
 1 x closing profile,  
 3 x fixed side walls,  
 1 x side closing door,  
 1 x closing door for bagholder,  
 1 x cover with check-list holder,  
 1 x supporting plate,  
 1 x 20ltrs Top Down bucket,  
 1 x sliding drawer with lock  
 2x sets of T-shaped plugs for vertical frames

**WASTE TROLLEY**



Having always been a leading company concerning the recycling of raw materials, the AlphaSplit, range of trolleys, an innovating system for the separate waste collection. In just one trolley it is possible to split and customize up to 8 different compartments for waste collection, without giving up the advantages of a compact and handy workstation fitting even the smallest spaces. Bag holders available in different sizes, Polymeric wheels provide total front-to-back and 90-degree side-to-side movement. All our trolleys can be repaired or modules replaced easily without investing in entire new workstation. Waste solutions available for small and large loads.

- Code: 0000MA0706800**  
 The Waste Trolley is composed of  
 2 x 4L Bucket with plastic handle  
 1 x TOP-DOWN® - blue plastic bucket 20L  
 1 x 6pce Set of T-shaped plugs for frames  
 1 x Short base with wheels ø 125 mm  
 1 x Upper basket  
 1 x Plastic extension for Alpha base  
 1 x Vertical Frame, 1 smooth side  
 1 x side for T-plugs, c/w screws & plugs  
 1 x Door for AlphaSplit bag holder 1 pc.  
 1 x Sliding plastic drawer 33L with lock  
 1 x Plastic shelf for AlphaSplit  
 1 x Divider for bag holder 150L  
 1 x Blue cover for bag holder 150 L  
 1 x check list holder  
 1 x Set right and left walls for AlphaSplit  
 1 x 150l waste bag holder for Alpha standard 90l for AlphaSplit, male fitting, with hooks, pistons, screws and plugs

**MULTIPURPOSE TROLLEY**



This Multipurpose trolley is so versatile and makes a great addition to any business, it is very compact but can manage big loads, the open top compartments can be sectioned off with the addition of small buckets or caddys (See page 31). This Linen Trolley is compact and manoeuvres smoothly, it is ideal for smaller hallways or high traffic areas where using larger carts is awkward. Total footprint is 39"x22" with 5-inch wheels for additional stability and manoeuvrability. This is an extremely popular trolley as it had so many uses, it can be used as a linen, a housekeeping, a waste management or a general purpose trolley.

- Code: HA060300**  
 The Multipurpose Trolley is composed of  
 1 X Door stopper made of plastic and rubber  
 2 X 6pce Set of T-shaped light grey closing plugs for vertical frames  
 1 x Long base with rubber wheels ø 125 mm  
 2 x 2pce Set of plastic shelves  
 1 x Vertical frame,  
 1 x side with slides + 1 side for T-plugs,  
 1 x Vertical frame, 2 sides with slides,  
 1 x Central plastic basket (female-female version)  
 1 x Central plastic basket (male-female version)  
 1 x Closing profile for central basket and central bag holder,  
 1 x Closing profile with push-grip for central basket and central bag holder  
 1 x 2pce Fixed side wall with fixing pins  
 1 x Right door with fixing pins  
 1 x Left door with fixing pins

**ALPHA HEALTHCARE BASIC**



This is our Basic Trolley and is a great starting place to build your own trolley to your own needs, this comes with a bag and lid for use with laundry, rubbish or anything that you need collecting on the move, it also has 2 very handy buckets and a storage basket, and slim platform. A wider platform for mop bucket/hover, and hooks for holding handles and signs etc., are optional extras. All our trolleys are made from second life plastic and all the Polypropylene copolymer components are non-toxic and totally recyclable making our trolleys very environmentally friendly.

**Code: A1101**

- The Basic Healthcare is composed of
- 1 x Small wheeled base (120 mm)
  - 1 x Asymmetric vertical reinforced frame
  - 1 x 120ltr Bag-holder with basket, two handle supports and two hooks
  - 1 x Plastic Divider (40+80 ltrs)
  - 1 x Side Basket
  - 2 x 4ltr Buckets
  - 1 x Set of T-Plugs for Vertical Frame

**ALPHA HEALTHCARE STANDARD**



This Standard Trolley made of high quality polypropylene copolymer is light, shock-proof, heavy duty and low-temperature resistant. Strong, tough, ergonomic, modular and easy to clean. Its plastic vertical frame guarantees the maximum hygiene, separating the waste collection section from the rest of the trolley. The bag holder is equipped with ergonomic push-bar, handle holders and hooks, 40+80L for the separate waste collection of dirty mops and general waste. Also equipped with very silent closure of the cover. The 4 buckets 4L in different colours to separate the different chemical solutions, tools and cleaning equipment.

**Code: MA1306700**

- The Standard Healthcare is composed of
- 1 x Small wheeled base (120 mm)
  - 1 x Asymmetric vertical reinforced frame
  - 1 x 120ltr Bag-holder with basket, two handle supports and two hooks
  - 1 x Plastic Divider (40+80 ltrs)
  - 1 x Side Basket
  - 2 x 4ltr Buckets
  - 1 x Blue Top-Down 20Ltrs Bucket
  - 1 x Set of T-Plugs for Vertical Frames

**ALPHA HEALTHCARE LOCKABLE**



This Lockable Healthcare Trolley is mainly employed for wet mopping and disinfection in hospitals, rest homes, clinics and doctor's offices together with our Top Down System and pre-impregnated microfibre mops, Top-Down® buckets 20L each come with hermetic cover and plastic handle. Ideal to "pre-soak" the mops beforehand and carry them to cleaning destination. The fixed side walls and the side doors are completely smooth. The door for the central storage compartment is equipped with a removable key and grip with key compartment built into the trolley. The central basket has a label which can be customised writing the operator's name, the working area or other useful information. As with all our trolleys this configuration can be added to....

**Code: 0000MA6670**

- The Lockable is composed of
- 1 x Central Lockable Frame
  - 1 x Small wheeled base (120 mm)
  - 1 x Asymmetric vertical reinforced frame
  - 1 x 120ltr Bag-holder with basket, two handle supports and two hooks
  - 1 x Plastic Divider (40+80 ltrs)
  - 1 x Side Basket
  - 4 x 4ltr Buckets (w/coloured handles)
  - 1 x Blue Top-Down 20ltr Bucket
  - 1 x Red Top-Down 20ltr Bucket
  - 1 x Set of T-Plugs for Vertical Frames

**ALPHA HEALTHCARE PREMIUM**



This Lockable Healthcare Trolley can be used in a variety of businesses and healthcare situations, with its double door lockable cabinets and large platform that comes with a double mop bucket (which comprises of a down press wringer and 2 x 15L buckets for separation of clean and dirty water), can also be used to carry a Hoover or other bulky items when the mop bucket is not required. Under the center lid there are the 4-litre buckets with different coloured handles to allow separation of different chemical solutions/waste collection as well as the tools and cleaning equipment to be used. Also new to this trolley is the option of an electric motor and control console that facilitate and speed up movement without requiring effort by the operator, preventing the onset of occupational diseases. It features speed regulation and emergency stop systems. The battery offers up to 8 hours of use, while the USB socket can be used to recharge mobile phones and tablets

**Code: MA1670U00 €998.49**

- The Premium Healthcare is composed of
- 1 x Locking central frame, with 3 fixed wall and one locking
  - 1 x Long wheeled base (ø100 mm)
  - 1 x Asymmetric vertical reinforced frame
  - 1 x 150ltr Bag-holder with basket, two handle supports and two hooks
  - 1 x Plastic Divider (40+80 ltrs)
  - 1 x Side Basket
  - 4 x 4ltr Buckets
  - 2 x 15ltr Buckets
  - 1 x Regular press-down wringer
  - 1 x Set of T-Plugs for Vertical Frames
- Motorised Version:
- Code: MA3848400U002**

LINEN TROLLEYS

LINEN TROLLEY



This Linen Service trolley can be used to carry clean towels, bedding and linen and collect dirty laundry in hotels and communities. Also the very versatile compartments on the top can be used to carry room supplies or cleaning caddys or for a multitude of other applications. This trolley is also very useful in a dining room setting for storage of delph and can be adapted with buckets etc, to carry cutlery and the bag holder can be used for rubbish. One central shelf to guarantee a higher capacity of the trolley. Loading capacity up to 30Kg, if the weight is equally distributed on the entire surface.

Code: HA5300U98  
 The Linen Trolley is composed of  
 1 x Door stopper made of plastic and rubber  
 1 x Blocking device for side walls  
 2 x 6pce Set of T-shaped plugs for frames  
 1 x Long base with rubber wheels  
 1 x Supporting plastic plate  
 1 x Vertical frame, 1 side with slides &  
 1 x side for T-plugs, complete  
 1x Plastic Shelf 46,5x79 cm  
 1 x Closing profile with push-grip for central basket & central bag holder  
 2 x Fixed side wall with fixing pins  
 1 x 2 central basket, screws and plugs  
 1 x Folding 120l waste bag holder, with bag retaining hooks, dustpan hook, handle clip, screws and plugs

LAUNDRY X TROLLEY



The X-Trolley is a laundry collection trolley that comes with a washable 150ltr plastified bag and is suitable for collecting soiled linen in the healthcare sector. The Nylon bag is washable at 30° C and leans on the base for better support. The dimensions are 62x60x103cm and the capacity is 15ltrs, The chromed frame comes complete with pirouetting wheels ø 80mm. Space saver frame to reduce the overall dimensions of the trolley whenever it is not in use.

CODE:

Frame Only  
 DAZ  
 Frame & Bag  
 8043

LAUNDRY TROLLEY LARGE



The large 200ltr Laundry trolley is made up of a small plastic base with 125mm wheels, 2 Rilsan coated vertical frames and plastified bag for the collection of dirty towels and linen in hotels or hospitals and other hospitality services. This Trolley is made from recycable polypropylene making it a more enviromentally friendly choice. It has a strong plastic base for a big capacity 200ltr load. The Bag is easily fixed onto the frame thanks to velcro strips.

Dimensions: 85Lx53Wx91Hcm

CODE:  
 0000HP3100E

LAUNDRY TRAINS



The Laundry Train is a pedal operated trolley that is Rilsan coated and has 70ltr capacity and comes with a foot pedal operated lid.









The Trains come in a selection of options. Each train comes complete with lid and frame, the bag to fit is not included The pedal allows the operator to work in a more comfortable way, leaving his/her own hands free for any operation. The train also has elastics and pirouetting 80mm wheels. These sturdy trains are Rilsan coated, rust-proof, shock-resistant, abrasion-resistant and have scraping-resistant frame. Plastic base, pedal and covers are made of recycable polypropylene. The strong plastic base very useful in case of heavy bags.

CODE:  
 R9176 - 1Train  
 R9177 - 2Train  
 R9178 - 3Train  
 R9179 - 4Train

LAUNDRY TRAIN BAGS AND LIDS

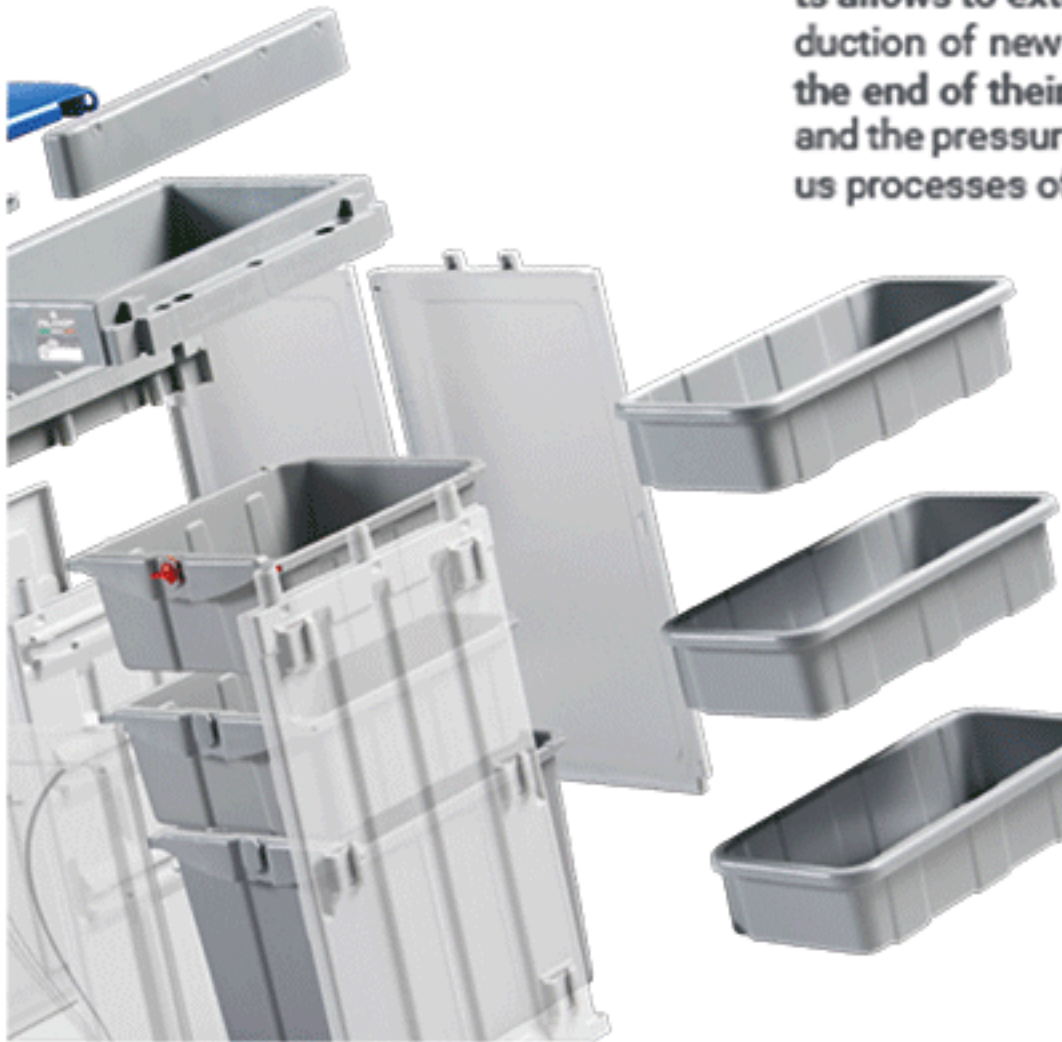


The Laundry Train has replacable lids in different colours to identify and separate laundry collection, they prevent the exit of bad odours, and are operated by the plastic pedal at the base,. Also available for the laundry trains are the Laundry bag, these bags are a polyester bag with a 70ltr capacity, they are string tied and measures 101x54 cm. Each bag has colour stripes to match the colour lids and help maintain seperation and good hygiene practices.

Lids:  
 P290929B  
 P290929R  
 P290929Y  
 P290929G  
 Bags  
 8181A  
 8181R  
 8181Y  
 8181G

# REPAIR AND RECYCLE TO AVOID WASTING

Every year in Europe more than 2.5 billion tons of waste are produced, only 38% of which is recycled. A definitely unsustainable scenario that requires the adoption of a circular economy aimed at reducing the environmental impact: repairing or replacing faulty or worn components allows to extend the life of products, avoiding the production of new waste. Moreover, recycling materials at the end of their life reduces greenhouse gas emissions and the pressure on the environment due to the continuous processes of extraction and use of raw materials.



Designing products plays a key role in avoiding unnecessary use of resources and excessive waste production: it should provide the basis for long product life, while ensuring that the product can be repaired in case of damage and recycled at the end of its life cycle.

Modular equipment with components that are easy to replace and spare parts that are always available are essential conditions for allowing products to be restored to proper working conditions if necessary: designing them so that they can be easily disassembled when necessary is fundamental for repairing or replacing components.

Similarly, the fact that components can be easily disassembled should also be considered during the design phase in order to encourage the differentiation of materials and consequently their recycling.

## PROTECTING ENVIRONMENT AND HEALTH

### CLEANING THAT PROTECTS THE PLANET AND THE COMMUNITY

Ensuring maximum sustainability throughout the entire life cycle, encouraging saving of a vital resource such as water, designing long lasting products, allowing them to be repaired and recycled: these are just some of the targets that Wipeout has set itself since its very beginning to minimise its impact on the environment.

If today we can proudly say that we are a green company, it is because we have always followed a policy of environmental protection, not with just words but with concrete actions.

A special section is dedicated to cleaners and their activities and the most suitable tools to ensure clean and safe environments from a hygienic point of view.

We continue to prioritise the environment in all our products and endeavours

